



# SC Annual School Report Card Summary

**Richard Carroll Elementary  
Bamberg 1**  
**Grades: PK-5** Enrollment: 664  
**Principal: Johnnie Smith**  
**Superintendent: Phyllis K. Schwarting**  
**Board Chair: Dr. R. Dale Padgett**

## PERFORMANCE

Comprehensive detail, including definitions of ratings, performance criteria, and explanations of status, is available on [www.ed.sc.gov](http://www.ed.sc.gov) and [www.eoc.sc.gov](http://www.eoc.sc.gov) as well as school and school district websites. Printed versions are available from school districts upon request.

YEAR	ABSOLUTE RATING	GROWTH RATING	PALMETTO GOLD/SILVER AWARD	AYP STATUS	NCLB IMPROVEMENT STATUS
2008	Average	Average	TBD	Met	CSI-DELAY
2007	Average	Average	N/A	Not Met	CSI
2006	Average	Below Average	N/A	Not Met	NI

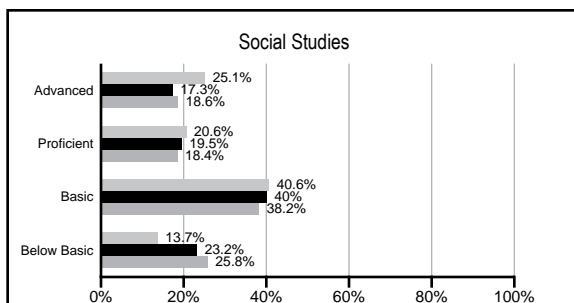
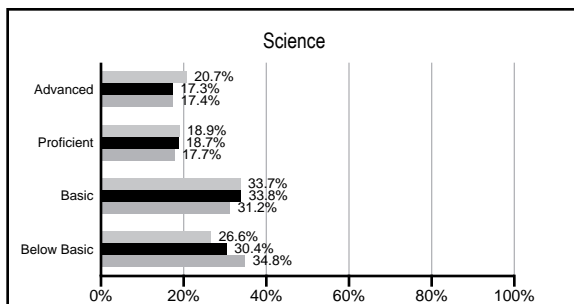
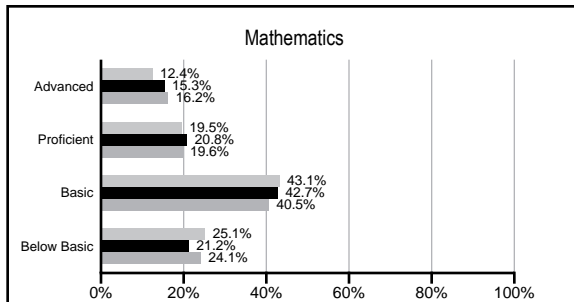
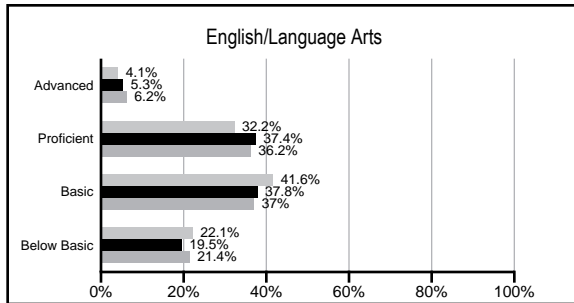
## ABSOLUTE RATINGS OF ELEMENTARY SCHOOLS WITH STUDENTS LIKE OURS\*

EXCELLENT	GOOD	AVERAGE	BELOW AVERAGE	AT-RISK
0	8	66	17	1

\* Ratings are calculated with data available by 02/17/2009. Schools with Students like Ours are Elementary Schools with poverty indices of no more than 5% above or below the index for this school.

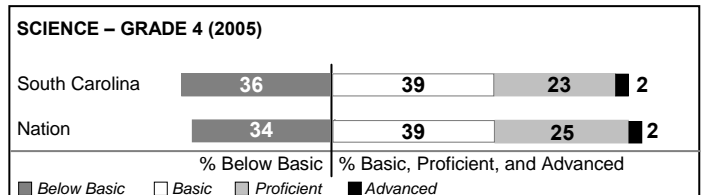

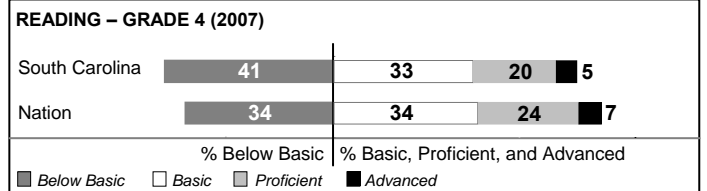
## PACT PERFORMANCE

Our School  
 Elementary Schools with Students Like Ours  
 Elementary schools statewide



## NAEP PERFORMANCE\*

\* Performance reported for SC and nation, data not available at school level. Percentages at NAEP Achievement Levels.



## SC PERFORMANCE GOAL

2010 Goal:

*By 2010, SC's student achievement will be ranked in the top half of the states nationally. To achieve this goal, we must become one of the fastest improving systems in the country.*

2020 Goal: TBD

### Abbreviations Key

N/A Not Applicable N/AV Not Available N/C Not Collected N/R Not Reported I/S Insufficient Sample TBD To be determined  
 NI Newly Identified CSI Continuing School Improvement CA Corrective Action RP Plan to Restructure R Restructure DELAY School Improvement Status HOLD School Improvement Status

# Richard Carroll Elementary [Bamberg 1]

## SCHOOL PROFILE

	Our School	Change from Last Year	Elementary Schools with Students Like Ours	Median Elementary School
<b>Students (n=664)</b>				
Retention rate	1.7%	Down from 4.3%	2.3%	2.3%
Attendance rate	95.9%	Down from 96.3%	96.3%	96.3%
Eligible for gifted and talented	8.6%	Up from 6.5%	10.9%	10.4%
With disabilities other than speech	6.9%	Down from 8.7%	8.4%	7.5%
Out-of-school suspensions or expulsions for violent &/or criminal offenses	0.2%	Up from 0.0%	0.0%	0.0%
<b>Teachers (n=48)</b>				
Teachers with advanced degrees	64.6%	Up from 60.9%	56.4%	56.7%
Continuing contract teachers	91.7%	Up from 91.3%	80.0%	77.3%
Teachers with emergency or provisional certificates	0.0%	No Change	0.0%	0.0%
Teachers returning from previous year	89.4%	Down from 91.4%	87.8%	86.4%
Teacher attendance rate	94.0%	Up from 92.1%	95.0%	94.9%
Average teacher salary	\$44,122	Up 1.5%	\$45,032	\$45,345
Classes not taught by highly qualified teachers	0.0%	Down from 2.0%	0.0%	0.0%
<b>School</b>				
Principal's years at school	12.0	Up from 11.0	4.0	4.0
Student-teacher ratio in core subjects	16.8 to 1	Down from 17.5 to 1	18.6 to 1	18.5 to 1
Prime instructional time	87.5%	Up from 86.5%	89.8%	89.8%
Opportunities in the arts	Good	No Change	Good	Good
SACS accreditation	No	No Change	Yes	Yes
Character development program	Good	Up from Average	Excellent	Excellent
Dollars spent per pupil*	\$7,132	Up 2.5%	\$6,733	\$7,052
Percent of expenditures for instruction*	72.7%	Down from 73.3%	68.8%	69.1%
Percent of expenditures for teacher salaries*	66.0%	Down from 67.8%	65.0%	64.2%
% of AYP objectives met	100.0%		88.2%	85.7%

\* Prior year audited financial data available.

## REPORT OF PRINCIPAL AND SCHOOL IMPROVEMENT COUNCIL

It has been said that "Success is a journey, not a destination," and RCES remains focused on the goal of preparing students to successfully continue on their academic journey. Teachers and administrators demonstrate their dedication and determination to make this journey a reality for all students by their diligence and commitment to implementing a comprehensive, challenging curriculum based on the S.C. Learner standards.

The data from PACT, MAP, Stanford 10 and Dominion is analyzed to determine academic strengths and needs thereby providing relevant information to effectively drive instruction. Benchmark tests also serve to monitor academic progress.

Early dismissal days provided teachers the opportunity for collaborative, grade-level planning as well as staff development. AIMS training provided hands-on ideas/activities and supplies in the areas of math and science for both campuses. Reading First book clubs continued to provide direction and professional development in the area of Language Arts to all teachers at RCES-Campus A.

During the 2007-08 school year RCES teachers at both campuses utilized for the first time an organized and equipped science lab located at Campus B. The lab gave students access to hands-on activities that promote understanding of scientific concepts.

Three teachers obtained National Board Certification during the 2007-08 school year, bringing the total number of teachers achieving this higher level of certification to eight at RCES.

"I know the price of success: dedication, hard work, and an unremitting devotion to the things you want to see happen" (Frank Lloyd Wright). RCES students and teachers are meeting the standards for progress toward the 2010 S.C. Performance Goal because they realize the price of success and meet the challenge.

Johnnie Smith, Jr. - Principal  
Janeth Walker - SIC Chair

## EVALUATION RESULTS

	Teachers	Students*	Parents*
Number of surveys returned	43	82	33
Percent satisfied with learning environment	97.7%	75.0%	78.8%
Percent satisfied with social and physical environment	97.7%	73.7%	66.7%
Percent satisfied with school-home relations	93.0%	92.0%	84.8%

\*Only students at the highest elementary school grade level at this school and their parents were included.

Comprehensive detail, including definitions of rating, performance criteria, and explanations of status, is available on [www.ed.sc.gov](http://www.ed.sc.gov) and [www.eoc.sc.gov](http://www.eoc.sc.gov) as well as school and school district websites.

Printed versions are available from school districts upon request.

### Abbreviations Key

N/A Not Applicable N/AV Not Available N/C Not Collected N/R Not Reported I/S Insufficient Sample TBD To be determined

NI Newly Identified CSI Continuing School Improvement CA Corrective Action RP Plan to Restructure R Restructure DELAY School Improvement Status HOLD School Improvement Status